

PURIA TRACK
1Ph., QPAR51

SOCKET
INSIDE



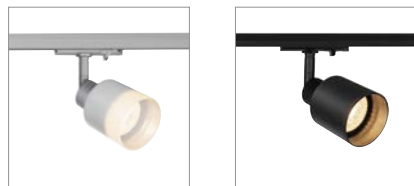
AVO TRACK
1Ph., QPAR51

SOCKET
INSIDE



PURI TRACK
1Ph., QPAR51

SOCKET
INSIDE



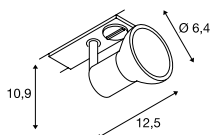
Produktangaben

230V ~50Hz
Material: Aluminium / Glas



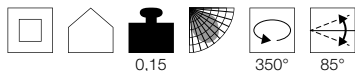
0,18 340° 90°

Maßzeichnung



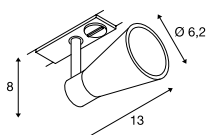
Produktangaben

230V ~50/60Hz
Material: Stahl



0,15 350° 85°

Maßzeichnung



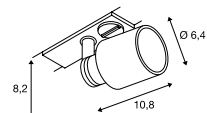
Produktangaben

230V ~50Hz
Material: Aluminium / Kunststoff



0,25 340° 85°

Maßzeichnung



Leuchtmittlempfehlung

GU10 5,1W 48°
2700-6500K 350lm
6kWh/1000h
Art. Nr. 1001918



LED GU10 5,6W 60°
2200-6700K 350lm
6kWh/1000h
Art. Nr. 1001919



Leuchtmittlempfehlung

LED GU10 6W 36°
2700K 460lm
6kWh/1000h
Art. Nr. 1005076



LED GU10 6W 36°
3000K 460lm
6kWh/1000h
Art. Nr. 1005079



Leuchtmittlempfehlung

LED GU10 5,5W 38°
2700K 400lm
6kWh/1000h
Art. Nr. 1001030



LED GU10 6W 36°
3000K 460lm
6kWh/1000h
Art. Nr. 1005079



Leuchtmittelangaben

max. 10W QPAR51

Variante	Art. Nr.
GU10 QPAR51	
■ schwarz	143450
GU10 QPAR51	
□ weiß	143451
GU10 QPAR51	
■ grau	143454

Leuchtmittelangaben

max. 50W QPAR51
Ø: 5 cm max.

Variante	Art. Nr.
GU10 QPAR51	
■ schwarz	144200
GU10 QPAR51	
□ weiß	144201
GU10 QPAR51	
■ grau	144204

Leuchtmittelangaben

max. 10W QPAR51

Variante	Art. Nr.
GU10 QPAR51	
■ schwarz	1001868
GU10 QPAR51	
□ weiß	1001869
GU10 QPAR51	
■ grau	1001870