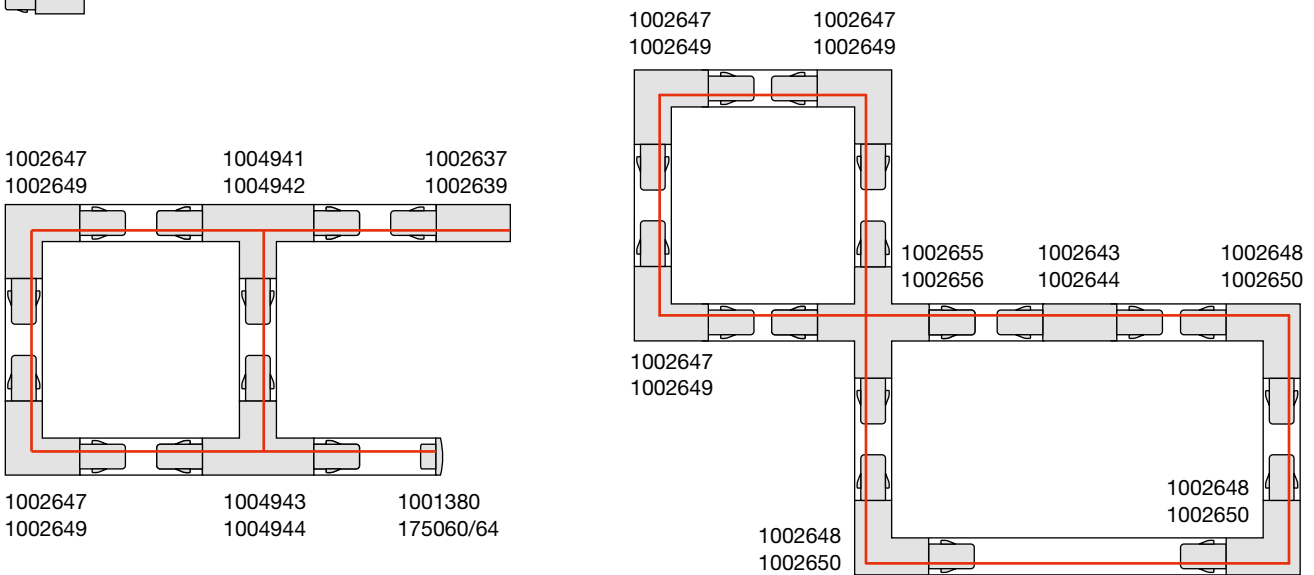
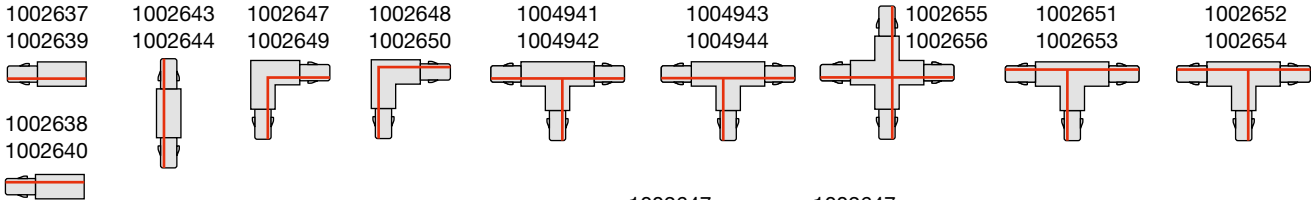
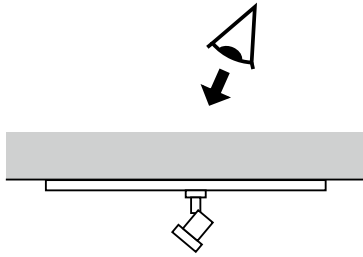
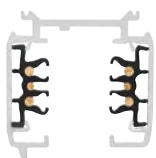


PLANUNGSHILFE S-TRACK 3PHASEN-AUFBAUSCHIENE DALI



S-TRACK 3PHASEN-AUFBAUSCHIENE DALI



S-TRACK
3Phasen Aufbauschiene, DALI, 1m



S-TRACK
3Phasen Aufbauschiene, DALI, 1m

Bemessungsspannung	220-250V	~50/60Hz	220-250V ~50/60Hz
Strombelastung max.	16A		16A
mech. Belastung max.	300N		300N
mech. Belastung max.	30 kg		30 kg
Material	Aluminium		Aluminium
Farbe	schwarz		weiß
Länge	100 cm		100 cm
Breite	3,6 cm		3,6 cm
Höhe	3,6 cm		3,6 cm
Gewicht	0,9 kg		0,9 kg
Art. Nr.	1004937		1004938

