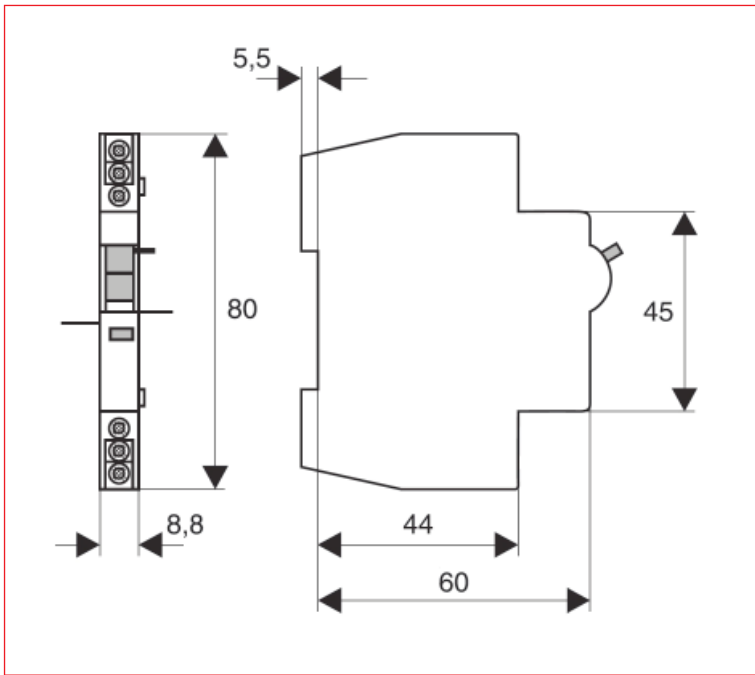
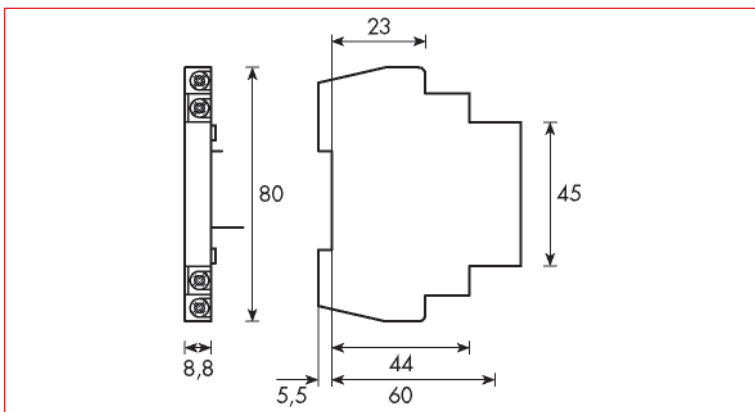


**/// Auxiliary contacts BD**

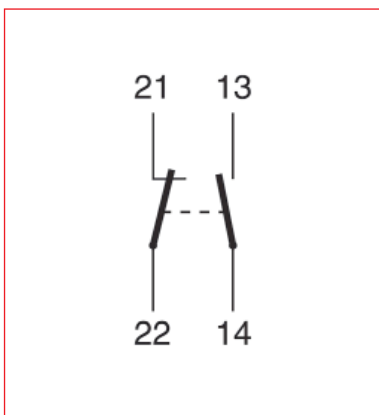
**/// BD900022 Dimensioned drawing**



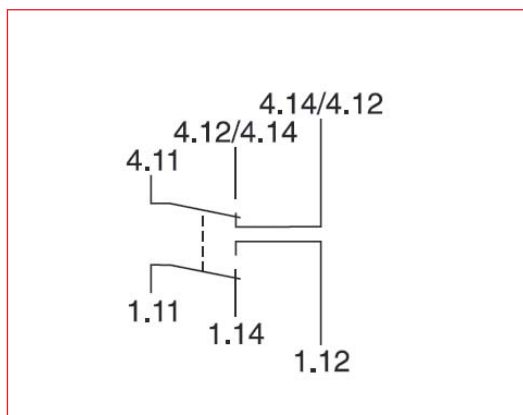
**/// BD900002 Dimensioned drawing**



**/// BD900002 Wiring diagram**







**/// BD900022 Wiring diagram**






















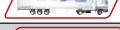


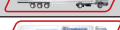













DESCRIPTION	AVAILABLE	ORDER NO.
Auxiliary Contact, 1NO+1NC, screw on type, for RCDs		<b>BD900002</b>
Auxiliary Contact, 2CO, switchable, screw on type		<b>BD900022</b>

**Restarting and remote switching units**

DESCRIPTION	AVAILABLE	ORDER NO.
<b>Automatic remote switching unit type FSA</b>		
Remote Switching Unit, 230V AC, Type FSA		<b>BD900907-A</b>
Remote Switching Unit, 24-48V DC, Type FSA		BD900909
<b>Remote switching unit, type FSE</b>		
Remote Switching Unit, 230V AC, Type FSE		BD900910
<b>Remote switching module, type FSM</b>		
Remote Switching Module 24-230V AC/DC		<b>BD900908</b>
<b>Remote test module</b>		
For 0,03 A		<b>BD900902</b>
For 0,1 A		BD900903
For 0,3 A		<b>BD900904</b>

## Power Relays Series RT

DESCRIPTION	AVAILABLE	ORDER NO.
<b>Power Relays RT1, 12A</b>		
12V-DC, 1 CO, 12A		<b>RT114012</b>
24V-DC, 1 CO, 12A		<b>RT114024</b>
24V-AC, 1 CO, 12A		<b>RT114524</b>
12V-DC, 1 CO, 12A		<b>RT214012</b>
24V-DC, 1 CO, 12A		<b>RT214024</b>
230V-AC, 1 CO, 12A		<b>RT214730</b>
<b>Power Relays RT1, 16A</b>		
5V-DC, 1 CO, 16A		<b>RT314005</b>
6V-DC, 1 Wechsler, 16A		RT314006
12V-DC, 1 CO, 16A		<b>RT314012</b>
24V-DC, 1 CO, 16A		<b>RT314024</b>
24V-DC, 1 NO, 16A		<b>RT334024</b>
110V-DC, 1 CO, 16A		RT314110
24V-AC, 1 CO, 16A		<b>RT314524</b>
230V-AC, 1 CO, 16A		<b>RT314730</b>
230V-AC, 1 CO, 16A, gold plated		<b>RT315730</b>
<b>Power Relays RT1 Inrush and High Inrush</b>		
12V-DC, 1 NO, 16A		RT33K012
24V-DC, 1 NO, 16A		<b>RT33K024</b>
24V-DC, 1 CO, 16A		<b>RT31L024</b>
<b>Power Relays RT1 High Inrush</b>		
24V-DC, 1 NO, 16A		RTS3T024
<b>Power Relays RT2</b>		
6V-DC, 2 CO, 8A		<b>RT424006</b>
12V-DC, 2 CO, 8A		<b>RT424012</b>
24V-DC, 2 CO, 8A		<b>RT424024</b>
24V-DC, 2 CO, 8A, gold plated		<b>RT425024</b>
24V-DC, 2 CO, 8A		<b>RTE24024</b>
48V-DC, 2 CO, 8A		<b>RT424048</b>
60V-DC, 2 CO, 8A		<b>RT424060</b>
110V-DC, 2 CO, 8A		<b>RT424110</b>
24V-AC, 2 CO, 8A		<b>RT424524</b>
48V-AC, 2 CO, 8A		<b>RT424548</b>
115V-AC, 2 CO, 8A		<b>RT424615</b>
115V-AC, 2 CO, 8A, gold plated		RT425615
230V-AC, 2 CO, 8A		<b>RT424730</b>
230V-AC, 2 CO, 8A, gold plated		<b>RT425730</b>
<b>Spring Clamp Terminal Socket for Power Relays RT</b>		
DIN rail mounted plug-in socket for RT2x, RT3x, RT4x, XT, RP4x relays, pinning 5mm, max. 16A, with spring clamp terminals		<b>RT7872P</b>
Jumper link for connection of RT7872P		<b>RT170P1</b>
<b>Plug-in Socket for Power Relays RT</b>		
DIN rail mounted plug-in socket for RT1x relays, pinning 3.5mm, max. 12A, I/O - logical arrangement, with screw terminals		<b>YRT78624</b>
DIN rail mounted plug-in socket for XT, RT2x, RT3x, RT4x relays, pinning 5mm, max. 12A, I/O - logical arrangement, with screw terminals		<b>YRT78626</b>
DIN rail mounted plug-in socket for RT2x, RT3x, RT4x relays, pinning 5mm, max. 16A, conventional arrangement, with screw terminals		<b>RT78725</b>
Retaining clip for RT relays with ejection function		<b>RT17017</b>
Jumper bar for connection of up to 8 RT-sockets		<b>RT170R8</b>
Marking tag (for YRT sockets YRT78624 and YRT78626)		<b>YRT16040</b>



Order no. blue: on stock, usually ready for delivery on the day of order